

**D.LAMP**

RUA LOPES COUTINHO n.292 BELÉM, SÃO PAULO/SP
CEP: 03054-010 Fone: (11) 2159-1212 EMail: dlamp@dlamp.com.br

Página: 1**AMS IND FUSIVEIS**

	AMS11008 FUSIVEL EUROPEU 8AMP		AMS11015 FUSIVEL EUROPEU 15AMP- CA MI MERCEDES/SCANIA ATE 90
	AMS11030 FUSIVEL EUROPEU 30AMP- TO YOTA BANDEIRANTES		AMS14080 FUSIVEL REVERSOR 80AMP
	AMS14125 FUSIVEL REVERSOR 125AMP		AMS14150 FUSIVEL REVERSOR 150AMP
	AMS16003 FUSIVEL DE LAMINA 3AMP		AMS16004 FUSIVEL DE LAMINA 4AMP
	AMS16005 FUSIVEL DE LAMINA 5AMP		AMS16007 FUSIVEL DE LAMINA 7,5 AMP
	AMS16010 FUSIVEL DE LAMINA 10AMP		AMS16015 FUSIVEL DE LAMINA 15A
	AMS16020 FUSIVEL DE LAMINA 20A		AMS16025 FUSIVEL DE LAMINA 25A
	AMS16030 FUSIVEL DE LAMINA 30A		AMS16040 FUSIVEL DE LAMINA 40A
	AMS17003 FUSIVEL MINI LAMINA 3AMP		AMS17005 FUSIVEL MINI LAMINA 5AMP

**D.LAMP**

RUA LOPES COUTINHO n.292 BELÉM, SÃO PAULO/SP
CEP: 03054-010 Fone: (11) 2159-1212 EMail: dlamp@dlamp.com.br

AMS IND FUSIVEIS

	AMS17007 FUSIVEL MINI LAMINA 7,5AMP		AMS17010 FUSIVEL MINI LAMINA 10AMP
	AMS17015 FUSIVEL MINI LAMINA 15AMP		AMS17020 FUSIVEL MINI LAMINA 20AMP
	AMS17025 FUSIVEL MINI LAMINA 25AMP		AMS17030 FUSIVEL MINI LAMINA 30AMP
	AMS17507 FUSIVEL MINI PERFIL BAIXO 7,5AMP		AMS17510 FUSIVEL MINI PERFIL BAIXO 10AMP
	AMS17515 FUSIVEL MINI PERFIL BAIXO 15AMP		AMS17520 FUSIVEL MINI PERFIL BAIXO 20AMP
	AMS17525 FUSIVEL MINI PERFIL BAIXO 25AMP		AMS17530 FUSIVEL MINI PERFIL BAIXO 30AMP
	AMS18020 FUSIVEL MAXI LAMINA 20AMP		AMS18030 FUSIVEL MAXI LAMINA 30AMP
	AMS18040 FUSIVEL MAXI LAMINA 40AMP		AMS18050 FUSIVEL MAXI LAMINA 50AMP
	AMS18060 FUSIVEL MAXI LAMINA 60AMP		AMS18070 FUSIVEL MAXI LAMINA 70AMP

**D.LAMP**

RUA LOPES COUTINHO n.292 BELÉM, SÃO PAULO/SP
CEP: 03054-010 Fone: (11) 2159-1212 EMail: dlamp@dlamp.com.br














Página: 3**AMS IND FUSIVEIS**

	AMS18080 FUSIVEL MAXI LAMINA 80AMP			AMS19020 FUSIVEL MEGA FEMEA 20AMP	
	AMS19030 FUSIVEL MEGA FEMEA 30AMP- ESCORT/VERONA/FIESTA			AMS19040 FUSIVEL MEGA FEMEA 40AMP	
	AMS19050 FUSIVEL MEGA FEMEA 50AMP- HYUNDAI/KIA/MASDA			AMS19060 FUSIVEL MEGA FEMEA 60AMP- SUZUKI/TOYOTA/SUBARU	
	AMS191100 FUSIVEL MEGA MACHO 100AMP			AMS191120 FUSIVEL MEGA MACHO 120AMP	
	AMS19120 FUSIVEL MEGA MACHO 20AMP			AMS19130 FUSIVEL MEGA MACHO 30AMP	
	AMS19140 FUSIVEL MEGA MACHO 40AMP			AMS19150 FUSIVEL MEGA MACHO 50AMP	
	AMS19160 FUSIVEL MEGA MACHO 60AMP			AMS19180 FUSIVEL MEGA MACHO 80AMP	
	AMS19240 FUSIVEL MEGA MACHO LATERA L 40AMP			AMS19250 FUSIVEL MEGA MACHO LATERA L 50AMP	
	AMS19260 FUSIVEL MEGA MACHO LATERA L 60AMP			AMS19270 FUSIVEL MEGA MACHO LATERA L 70AMP	

**D.LAMP**

RUA LOPES COUTINHO n.292 BELÉM, SÃO PAULO/SP
CEP: 03054-010 Fone: (11) 2159-1212 EMail: dlamp@dlamp.com.br



















Página: 4**AMS IND FUSIVEIS**

	AMS19280 FUSIVEL MEGA MACHO LATERA L 80AMP		AMS19320 FUSIVEL MIDI FEMEA 20AMP
	AMS19330 FUSIVEL MIDI FEMEA 30AMP		AMS19340 FUSIVEL MIDI FEMEA 40AMP
	AMS19350 FUSIVEL MIDI FEMEA 50AMP		AMS19360 FUSIVEL MIDI FEMEA 60AMP
	AMS20100 FUSIVEL MEGA 100 A		AMS20125 FUSIVEL MEGA 125 A
	AMS20150 FUSIVEL MEGA 150 A		AMS20175 FUSIVEL MEGA 175 A
	AMS20200 FUSIVEL MEGA 200 A		AMS20225 FUSIVEL MEGA 225 A
	AMS20250 FUSIVEL MEGA 250 A		AMS21030 FUSIVEL POTENCIA MIDI 30 A
	AMS21050 FUSIVEL POTENCIA MIDI 50 A		AMS23030 FUSIVEL DE CINTA 30AMP
	AMS23040 FUSIVEL DE CINTA 40AMP		AMS23050 FUSIVEL DE CINTA 50AMP

**D.LAMP**

RUA LOPES COUTINHO n.292 BELÉM, SÃO PAULO/SP
CEP: 03054-010 Fone: (11) 2159-1212 EMail: dlamp@dlamp.com.br








Página: 5**AMS IND FUSIVEIS**

	AMS23110 FUSIVEL DE CINTA 110AMP		AMS23150 FUSIVEL DE CINTA 150AMP
	AMS23175 FUSIVEL DE CINTA 175AMP		AMS33030 CORDOALHA P/BATERIA 30CM- KOMBI/VARIANT/VOLKS SEDAN
	AMS33050 CORDOALHA P/BATERIA 50CM- SANTANA		AMS34045 CORDOALHA P/BATERIA 45CM- PASSAT
	AMS34046 CORDOALHA P/BATERIA 45CM- PASSAT--MOD		AMS34050 CORDOALHA P/BATERIA 50CM- SANTANA/PARATI/VOYAGE
	AMS34053 CORDOALHA P/BATERIA 55CM- SANTANA/PAMPA 1.8-MOD		AMS35020 CABO MASSA 20 CM-CORDOALH A 2 PONTEIRAS
	AMS35030 CABO MASSA 30 CM-CORDOALH A 2 PONTEIRAS		AMS36050 CORDOALHA P/BATERIA 50CM- M.BENZ L1214/L1625/L1924
	AMS37050 CORDOALHA P/BATERIA 50CM- 2 PONTEIRAS		AMS41050 CABO POSITIVO P/ BAT - 50 CM
	AMS41060 CABO POSITIVO P/ BAT - 60 CM		AMS41070 CABO POSITIVO P/ BAT - 70 CM
	AMS41080 CABO POSITIVO P/ BAT - 80 CM		AMS41090 CABO POSITIVO P/ BAT - 90 CM

**D.LAMP**

RUA LOPES COUTINHO n.292 BELÉM, SÃO PAULO/SP
CEP: 03054-010 Fone: (11) 2159-1212 EMail: dlamp@dlamp.com.br

Página: 6**AMS IND FUSIVEIS**

	AMS41100 CABO POSITIVO P/ BAT - 10 0CM		AMS45120 CABO POSITIVO P/ BAT - C/ RABICHO - 120CM
	AMS50005 PORTA FUSIVEL POTENCIA MI DI		AMS50006 PORTA FUSIVEL POTENCIA ME GA NINI
	AMS60010 KIT FUSIVEL LAMINA 60PÇS		AMS60015 KIT FUSIVEL LAMINA
	AMS60017 KIT FUSIVEL LAMINA / MINI		